

The Mitten Sudoku Puzzles



This pdf file contains early learning printables to use with your child when reading [The Mitten](#) by Jan Brett.

Directions:

1. Each blank spot on the Sudoku puzzle needs to be filled with one of the four puzzles. Every row on the puzzle board should contain each of the four pictures. Each of the columns should also have one of the pictures. Each of the four squares will also have each one of the pictures.
2. Try to figure out which pictures are missing from the board. Work within the squares to see what image should be placed, or you can work on individual rows {horizontally or vertically} as well. Remember that no picture will be in a square twice or in a horizontal or vertical row twice.
3. Have fun solving!



Find more printables and links for a unit on *The Mitten* by Jan Brett on this webpage:

<http://homeschoolcreations.com/TheMittenPrintables.html>

If you would like to share, please share a link to my blog or to the page that hosts these files. **Please do not link directly to just the PDF files** (the link you are at now). Please feel free to print this pdf file for your own personal use. They were created for private and non-profit use. Please do not sell or host these files anywhere else.

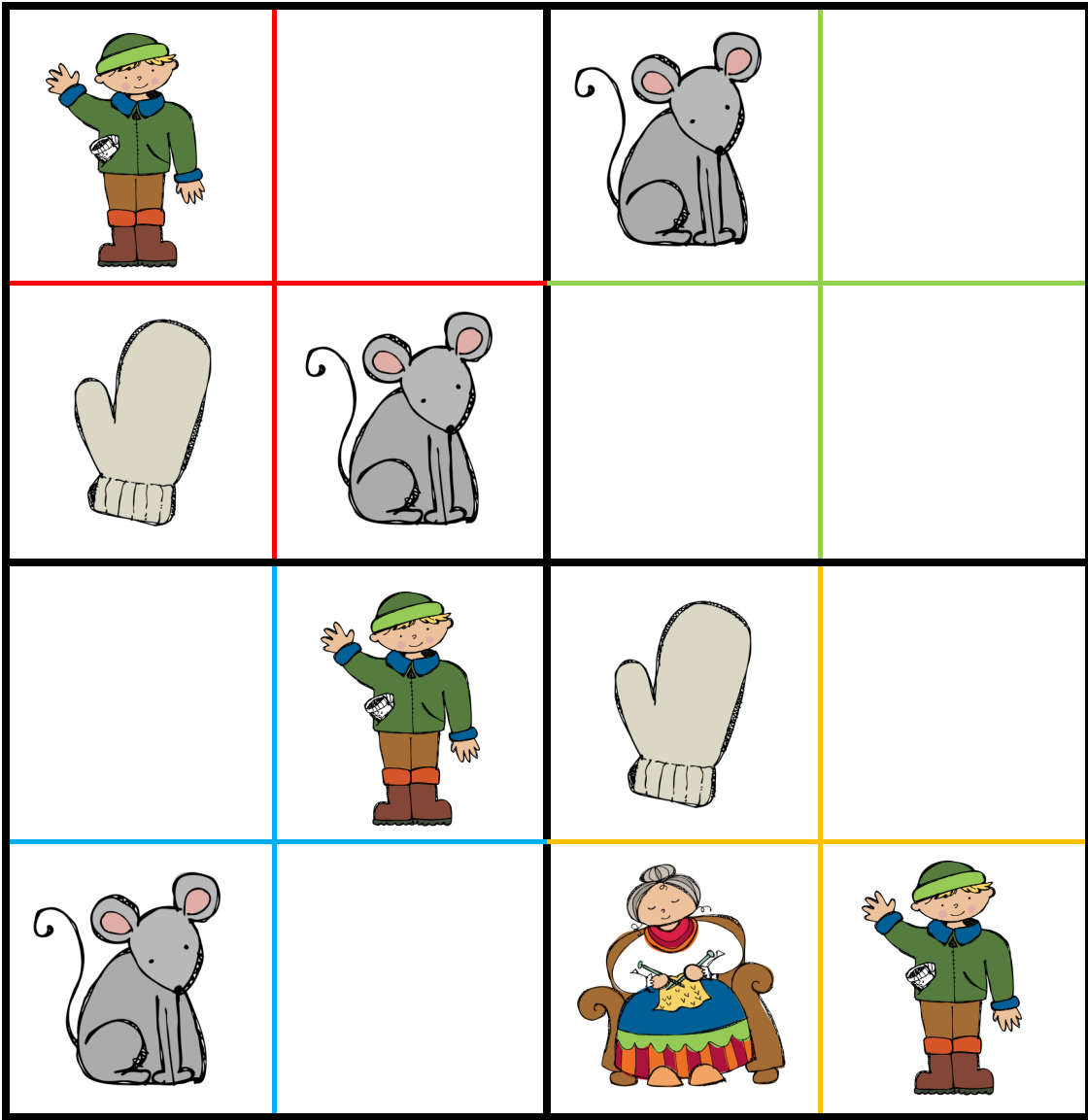
Created by Jolanthe @ <http://homeschoolcreations.net>

January 2014


Clip art used from [KPM Doodles purchased through Etsy](#)




Puzzle A




Cut out the below images and add complete the above puzzle.




Puzzle B




Cut out the below images and add complete the above puzzle.




Puzzle C



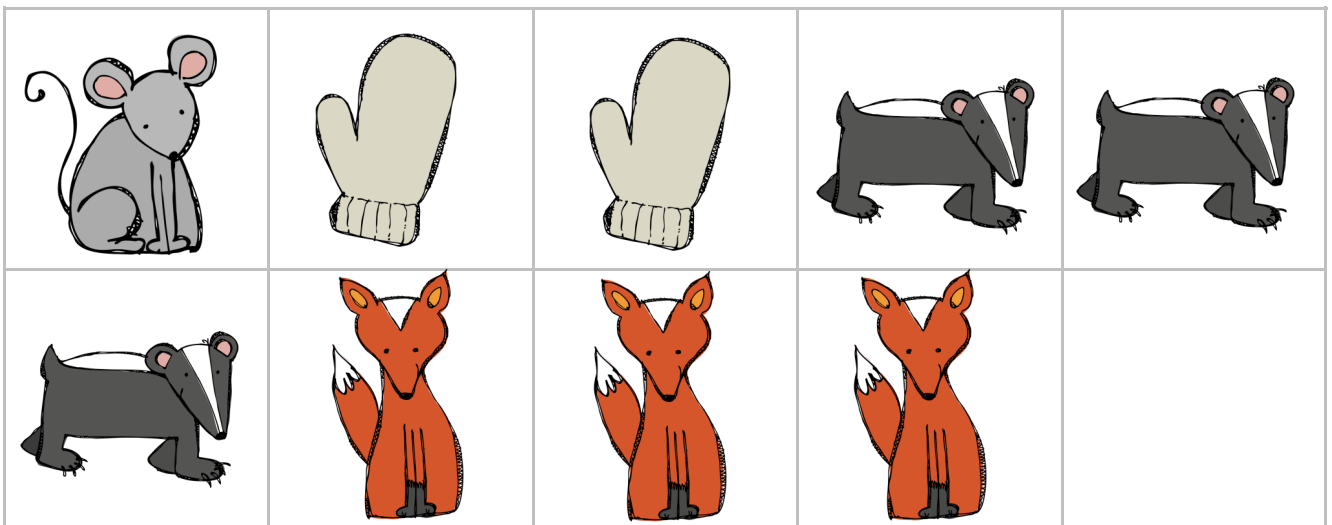
Cut out the below images and add complete the above puzzle.




Puzzle D




Cut out the below images and add complete the above puzzle.




Puzzle E



Cut out the below images and add complete the above puzzle.



Puzzle F




Cut out the below images and add complete the above puzzle.



Sudoku Solutions


Puzzle A



Puzzle B




Puzzle C



Puzzle D



Puzzle E



Puzzle F

