

May



Calendar Pieces

The May Calendar Number set includes a monthly title {above} to use with your pocket calendar as well as three full sets of numbers using different theme-related objects. If you need days of the week to use in your pocket chart, there is a page at the end of this document for you to use.

Print these cards onto cardstock, laminate, and use in a pocket chart for daily calendar practice. We use [this pocket chart](#) and have had it for over fifteen years!

If you would like to share, please share a link to my blog or to the page that hosts these files. **Please do not link directly to just the PDF files** (the link you are at now). Please feel free to print this pdf file for your own personal use. They were created for private and non-profit use. Please do not sell or host these files anywhere else.

Created by Jolanthe @ <http://homeschoolcreations.net>

November 2013

Graphics from Little Red's Clip Art purchased from [Etsy](#)



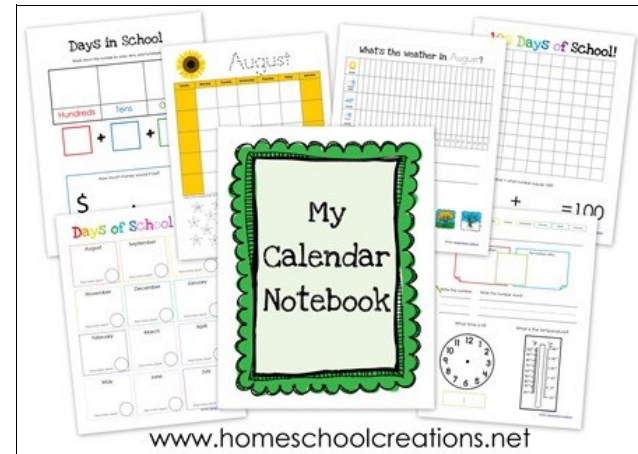
Tip #1: Save money on laminating with [these {much more} affordable pouches](#). They work GREAT and help cut costs!

Example: Use the number cards to make simple or complex patterns with your child.



Tip #2: Print all pages off onto cardstock and laminate for added durability. **To save laminating film, try putting two pages back to back before running them through the laminator.** Then the fronts of the cards will be 'smudge-free' and you save a bit of laminating film.


If you enjoy the calendar number printables, you may also enjoy these...




[Calendar Notebook Printables](#) - A set of notebook pages to use with kindergarten and younger elementary aged children




Take a peek at our [morning calendar board](#) and download a few free printables too!



7




8




9



10




11




12




13




14




15




16




17




18




19




20




21



22




23




24




25




26




27




28





29




30








13




14



15




16



17




18



19




20




21




22




23




24



25




26




27




28




29




30







7



8




9




10




11




12




13




14




15



16




17



18




19




20




21




22




23



24




25



26




27



28




29



30





Sunday

Monday

Tuesday

Wednesday

Thursday

Friday

Saturday

Days of the week cards

Print these cards onto cardstock, laminate, and use in a pocket chart for daily calendar practice. We use [this pocket chart](#) and have had it for over fifteen years!

