


July



Calendar Pieces

The July Calendar Number set includes a monthly title {above} to use with your pocket calendar as well as three full sets of numbers using different theme-related objects. If you need days of the week to use in your pocket chart, there is a page at the end of this document for you to use.

Print these cards onto cardstock, laminate, and use in a pocket chart for daily calendar practice. We use [this pocket chart](#) and have had it for over fifteen years!

If you would like to share, please share a link to my blog or to the page that hosts these files. **Please do not link directly to just the PDF files** (the link you are at now). Please feel free to print this pdf file for your own personal use. They were created for private and non-profit use. Please do not sell or host these files anywhere else.

Created by Jolanthe @ <http://homeschoolcreations.net>

November 2013




Graphics from Maree TrueLove purchased from [Etsy](#)







Tip #1: Save money on laminating with [these {much more} affordable pouches](#). They work GREAT and help cut costs!

Example: Use the number cards to make simple or complex patterns with your child.





ABC Pattern ---->

1	2	3
		

ABAB Pattern ----->

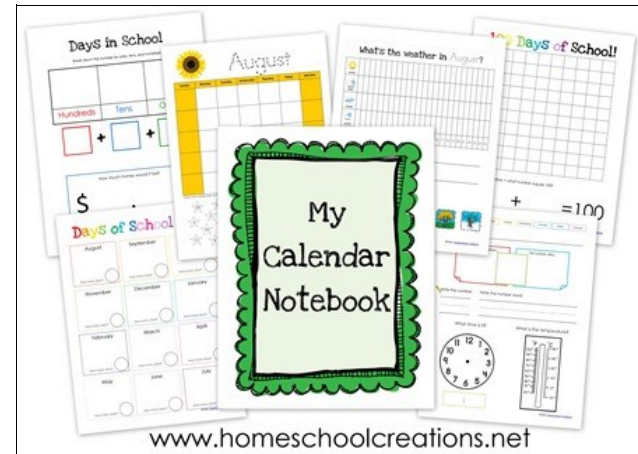
1	2	3	4
			

AABB Pattern ----->

1	2	3	4
			

Tip #2: Print all pages off onto cardstock and laminate for added durability. **To save laminating film, try putting two pages back to back before running them through the laminator.** Then the fronts of the cards will be 'smudge-free' and you save a bit of laminating film.

If you enjoy the calendar number printables, you may also enjoy these...



[Calendar Notebook Printables](#) - A set of notebook pages to use with kindergarten and younger elementary aged children



Take a peek at our [morning calendar board](#) and download a few free printables too!

1



2



3



4



5



6



7



8



9



10



11



12



13



14



15



16



17



18



19



20



21



22



23



24



25



26



27



28




29




30




1




2




3




4




5




6




7




8




9




10




11




12



13




14




15




16




17




18




19




20



21




22




23




24




25




26




27



28




29




30






7




8



9



10




11



12




13



14



15



16



17



18




19



20



21



22




23



24




25




26



27




28



29




30



31



31



31



Sunday

Monday

Tuesday

Wednesday

Thursday

Friday

Saturday

Days of the Week cards

Print these cards onto cardstock, laminate, and use in a pocket chart for daily calendar practice. We use [this pocket chart](#) and have had it for over fifteen years!

