

Very Hungry Caterpillar

Read, Build, and Write cards



Use the [Read, Build, Write mats](#) along with the word cards on the following page for additional learning activities with your child when learning shapes. You can download more early learning printables here:

<http://homeschoolcreations.com/EarlyLearningPrintables.html>

Read: Place one of the cards in the top box and read the word together.


Build: Use letter tiles or magnets to build the word in the second box.

Write: Finally, practice writing the word in the bottom box.


[Download the Read, Build, Write mats here.](#)

Very Hungry Caterpillar clip art purchased from [My Clip Art Store via Etsy.](#)


Very Hungry Caterpillar ~ Read, Build, and Write




apple




pear




plum



strawberry




orange



cake



cone



pickle



cheese




salami


Very Hungry Caterpillar ~ Read, Build, and Write



lollipop



pie



sausage




cupcake




watermelon




leaf



cocoon



butterfly



caterpillar



sun